

45001.10 Regressed 30° Tilt Downlight

(t) 01372 888 455 (e) sales@flairlight.co.uk (w) www.flairlight.co.uk

TECHNICAL DATA



Luminaire: Illuminance: 390 Lux @ 2.7m

Beam Angle: 36°

Ingress Protection: IP44

Bezel Finish: Matt White with Black Ribbed inner Baffle

LED Driver: Input: 230Vac 0.050A 11W p.f. >0.9

Output: 260mA 24-46Vdc

Electrical Safety: Class II Pre-Wired Input Cable

Mains Dimmable with Leading or Trailing Edge Dimmers

Light Engine: Luminous Flux: 720 Lumens

Colour Temperature (CCT): 3000K (Warm White)

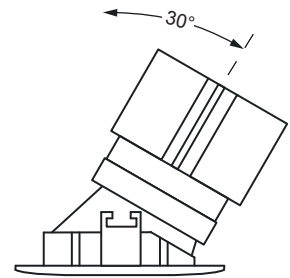
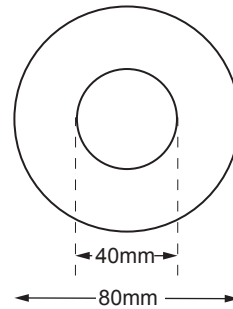

Colour Consistency: 3-Step MacAdam Ellipse

Colour Rendering (CRI): >90 Ra

Efficacy: 65 Lumens per Circuit Watt

Lumen Maintenance: L70 B50 >50,000Hrs

Miscellaneous Weight: 345g (Luminaire + LED Driver)



INSTALLATION



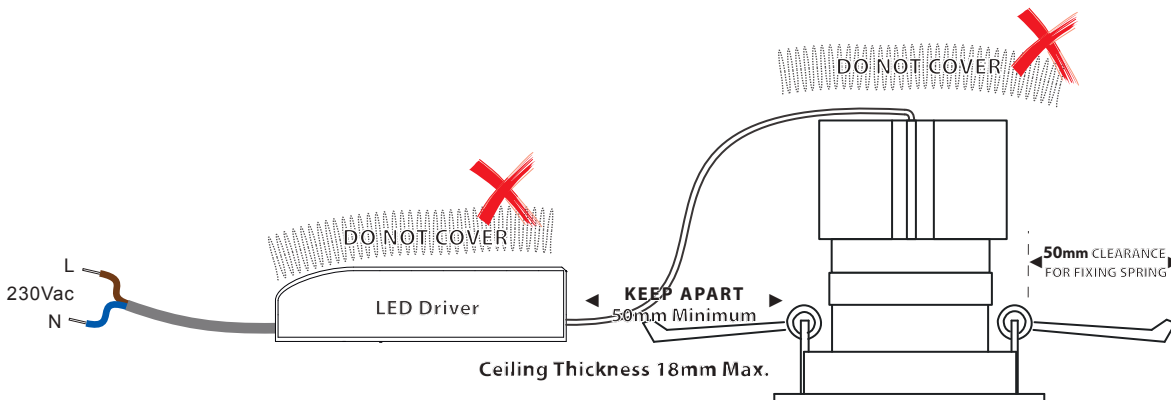
Isolate electrical supply before undertaking any electrical work.

Installation must comply with the current wiring and building regulations.



Hole Cut-Out
72mm Dia.

MADE IN BRITAIN



Energy Efficiency Index

Flairlight 40100.10	
A++	
A+	← A+
A	
B	
C	
D	
E	
11kW/1000h	
874/2012	

Drawing for illustrative purposes only, not an exact representation of the product.

Copyright © Flairlight Designs Ltd 2020 Flairlight reserve the right to change product design and/or specification without prior notice. E & OE Retain this document for future reference.

Do not disposed of these products with normal waste, use an authorised electrical recycling/disposal facility.

