

Regressed Tilt Flush-Fit LED Downlights

(t) 01372 888 455 (e) sales@flairlight.co.uk (w) www.flairlight.co.uk

TECHNICAL DATA



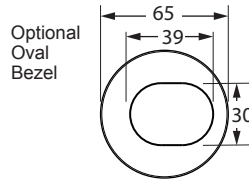
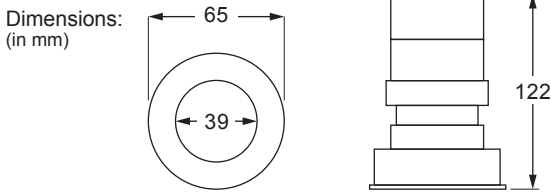

Supply: 230Vac

Electrical Safety: Class II (No Earth Req.)

Ingress Protection: IP44 (Optional IP65 Bezel, with Clear Glass Lens, Part No: 40401.10)

Light Source: 10W COB LED Light Engine with Integral Dimmable Driver

Bezel Finish: White (other finishes available)



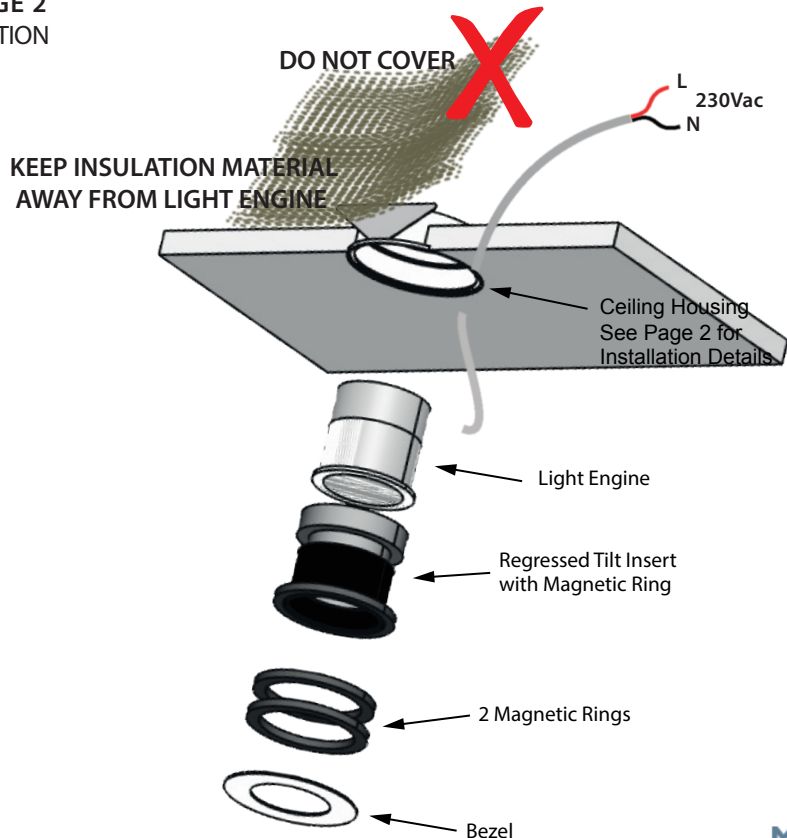
Part No.	40228.--	40229.--	40230.--	40231.--	40232.--	40233.--	40234.--	40235.--	40236.--	40237.--	40238.--	40239.--	40240.--	40241.--
CCT:	2800K	4000K	2800K	4000K	2800K	2800K	2800K	40000K	2800K	4000K	2800K	40000K	2800K	4000K
	Warm	Cool	Warm	Cool	1800K	1800K	Warm	Cool	Warm	Cool	Warm	Cool	Warm	Cool
	White	White	White	White	↓ Dim to Warm ↓	White	White	White	White	White	White	White	White	White
Beam Angle:	24°	24°	36°	36°	24°	36°	24°	24°	36°	36°	24°	24°	36°	36°
Luminous Flux:	890Lm	930Lm	890Lm	930Lm	890Lm	890Lm	890Lm	930Lm	890Lm	930Lm	890Lm	930Lm	890Lm	930Lm
Dimming:	Mains Dimmable				Bluetooth Dimmable				ZigBee Dimmable					

INSTALLATION IMPORTANT ... READ PAGE 2 BEFORE STARTING INSTALLATION



Isolate the electrical supply before undertaking any electrical work.

Installation must comply with the current wiring and building regulations.



Drawing for illustrative purposes only, not exact representation of the product.

