

## Regressed Tilt Flush-Fit LED Downlights

(t) 01372 888 455 (e) sales@flairlight.co.uk (w) www.flairlight.co.uk

### TECHNICAL DATA



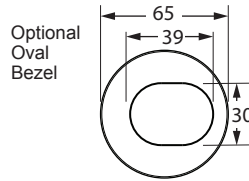
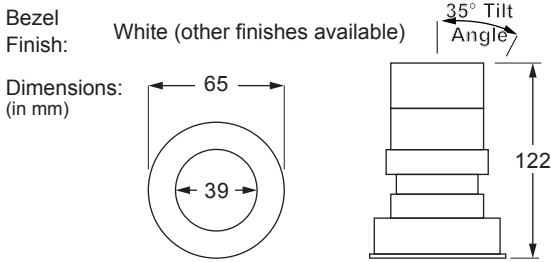

Supply: 230Vac

Electrical Safety: Class II (No Earth Req.)

Ingress Protection: IP44 (Optional IP65 Bezel, with Clear Glass Lens, Part No: 40401.10)

Light Source: 10W COB LED Light Engine with Integral Dimmable Driver

Bezel Finish: White (other finishes available)



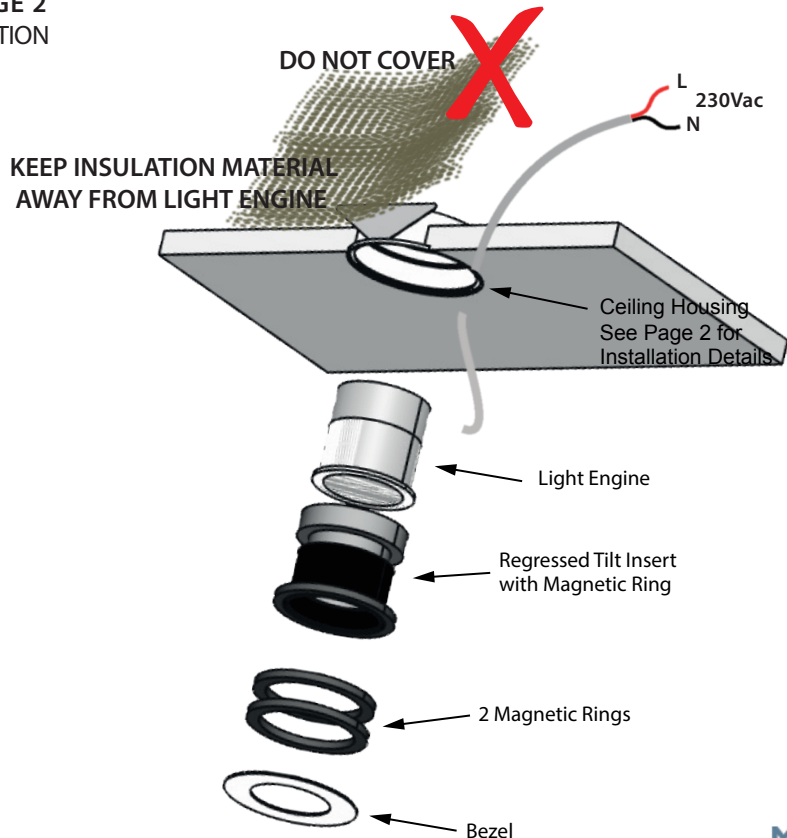
Part No.	40228.--	40229.--	40230.--	40231.--	40232.--	40233.--	40234.--	40235.--	40236.--	40237.--	40238.--	40239.--	40240.--	40241.--
CCT:	2800K Warm White	4000K Cool White	2800K Warm White	4000K Cool White	2800K 1800K 1800K ↓ Dim to Warm ↓	2800K 1800K	2800K Warm White	40000K Cool White	2800K Warm White	4000K Cool White	2800K Warm White	40000K Cool White	2800K Warm White	4000K Cool White
Beam Angle:	24°	24°	36°	36°	24°	36°	24°	24°	36°	36°	24°	24°	36°	36°
Luminous Flux:	890Lm	930Lm	890Lm	930Lm	890Lm	890Lm	890Lm	930Lm	890Lm	930Lm	890Lm	930Lm	890Lm	930Lm
Dimming:	Mains Dimmable			Bluetooth Dimmable			ZigBee Dimmable							

### INSTALLATION ..... IMPORTANT ... READ PAGE 2 BEFORE STARTING INSTALLATION



Isolate the electrical supply before undertaking any electrical work.

Installation must comply with the current wiring and building regulations.



Drawing for illustrative purposes only, not exact representation of the product.

