

Article no.: 730238

Ground- / Wall- / Ceiling lamp, Mini I Amber, black, 24V DC, 2,20 W, amber

Technical Data**General Characteristics**

Material	aluminum die casting
Colour	black
Optics	
included in delivery	2,0 m connecting cable

**Electrical Characteristics**

Power / power consumption	2,20 W / 2,20 W
Input Voltage	24V DC
Input current	
Base (standard designation)	
Number of Bases	
Power supply unit	excl. plug-in power supply unit
Electronically reversible	dimnable via optional controller
Connection possibility	Weipu Male
Protection class I, II, III	III

Light Technical Data

Bulb	LED-module fixed
Colour Designation	amber
Colour temperature	1700 K
Luminous flux	65 lm
Beam angle	30°
LED type	High Power
LED quantity	1
Spectral power distribution	590 nm



Article no.: 730238

Ground- / Wall- / Ceiling lamp, Mini I Amber, black, 24V DC, 2,20 W, amber

Light Direction

Rotating and tilting range	rotatable-swivel
Angle of inclination	
Radiation direction	
Reflector / lense	symmetrisch

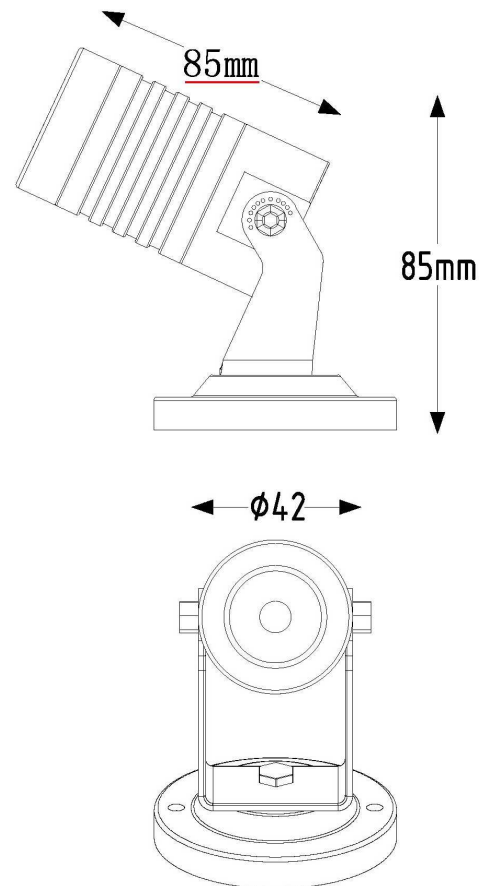
Dimensions & Weight

Length	
Width	85 mm
Height	85 mm
Diameter	42 mm
Product Weight	356 g

Absolute maximum ratings

The LED will get damaged and the lifetime will decrease when you overrun absolute maximum ratings.

Working temperature	-20°C - +40°C
Storage temperature	-10°C - +60°C
IP - Code	IP65



Article no.: 730238

Ground- / Wall- / Ceiling lamp, Mini I Amber, black, 24V DC, 2,20 W, amber




General product data

Environmental Characteristics

Energy label	A
Energy consumption	3 kWh/1000h

Lifespan

Lamp life time	25000 h
Luminous flux (end of lifetime)	0,70
Number of switching cycles	100000

IP65	Protection against penetration of dust. (complete dust protection) Protection against penetration of water jets.
	Lightings of Protection Class III Luminaire in which protection against electric shock relies on supply at safety extra-low voltage (SELV) and in which voltages higher than those of SELV are not generated.
	Because of the complex manufacturing process of the LED the above shown data are just a statistical size, which is not forced to be the realistic data of every LED.
	The light source of this luminaire may only be replaced by the manufacturer or by a service technician appointed by him or by a comparable qualified person